



JT'S A CONTEST!

Who can enter?

4-H youth enrolled in their county's dog project. Must be in good standing with their project.

What do I need to do?

Design a rally obedience course that will be used for the 2011 Wisconsin State Agility/Rally Dog show using the novice exercises in AKC Rally Obedience.

What are the rules?

You must only use the Rally Novice exercises # 3 through #31, The course must be between ten (10) and fifteen (15) stations, as well as the Start(#1) and Finish (#2) signs.

There must be at least three (3) and no more than five (5) of the STATJONARY exercises. (These are exercise #s: 3,4,13,14,15,16,25,26,27,28,30,31)

Course designs must be the original work of entrant and only one (1) entry per youth. Cut out signs and secure to the grid using tape or glue. Write exercise number in the box give (1-15)

When is my entry due and where do I send it?

You cannot use more of any exercise if it is not given on your sign sheet.

Your course must be turned in on the official entry form.

Your entry is due by July 8, 2011; send to address below.

What about judging?

Course entries will be judged by the 2011 Rally Obedience Judge, Susan Cota.

Courses will be judged on the content and flow of the course, difficulty and appropriateness for the event.

*** (In the event that no single entry meets the requirements of the contest, the Judge may combine the two courses that come the closest and the award will be divided between those two entries or in the event that two similar courses are submitted)*

Judge's decision will be final.

What do I win?

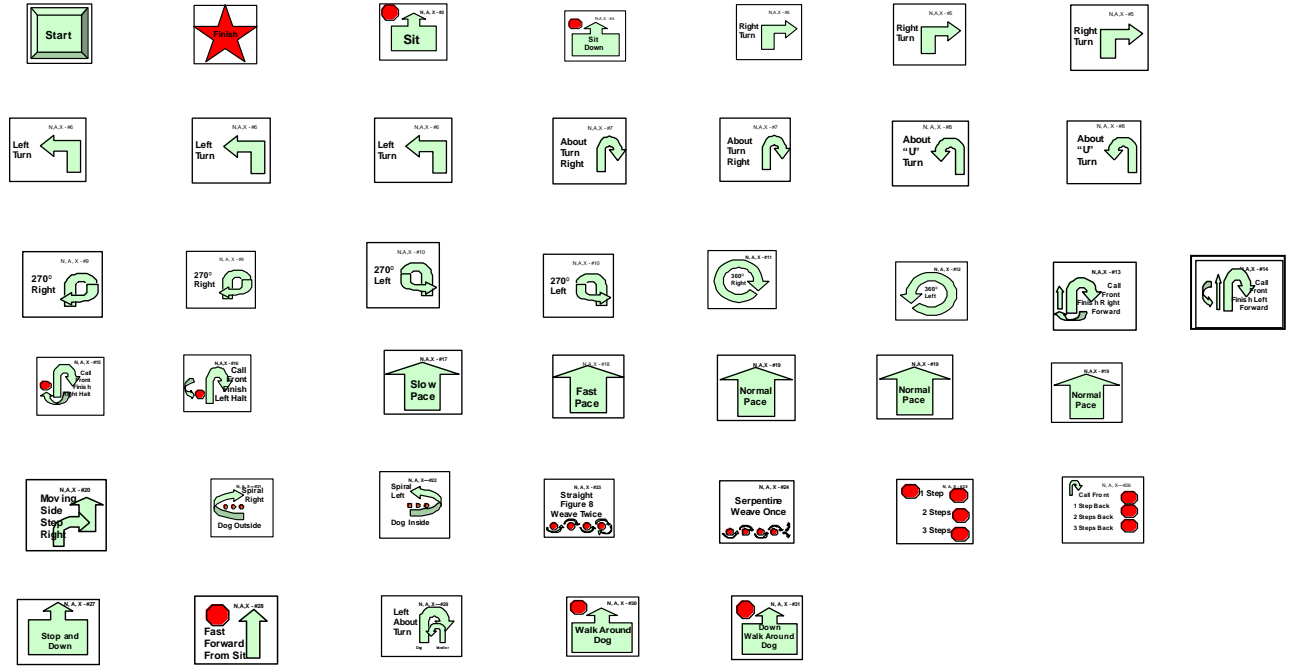
Not only do you win the honor of your course being named the Official Rally Course for the 2011 State Rally Dog Show, you will also win a cash prize of \$100.00 (one hundred dollars)

When do I find out who wins?

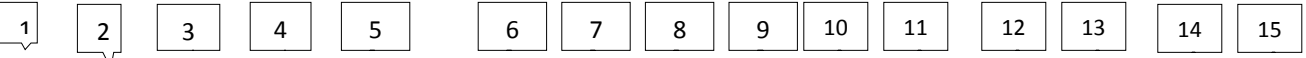
The lucky winner will be announced on the day of the 2011 State Agility/Rally Dog Show. You do not need to be present to win; prize will be awarded the day of the show, or mailed after the event.

| | | | |
|-------|----|-----|-----|
| Start | 4: | 8: | 12: |
| 1: | 5: | 9: | 13: |
| 2: | 6: | 10: | 14: |
| 3: | 7: | 11: | 15: |

Signs



Sign Numbers



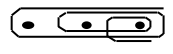
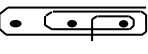
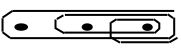
Serpentine



Straight Fig 8



Spiral Left



SPIRAL RIGHT

