

FOND DU LAC COUNTY AGRICULTURE-2011

Farms and Owners: (source: 2007 Census of Agriculture)

- Total number of farms: **1643**
- Total number of farms, >\$100,000 cash sales: **503**
- Average farm size: **204 acres**
- Median farm size: **100 acres**
- Average age of principle farm operator: **56.1 years**
- Operators with farming as principle occupation: **848**



Market Value of Agricultural Products Sold: (source: 2007 Census of Agriculture)

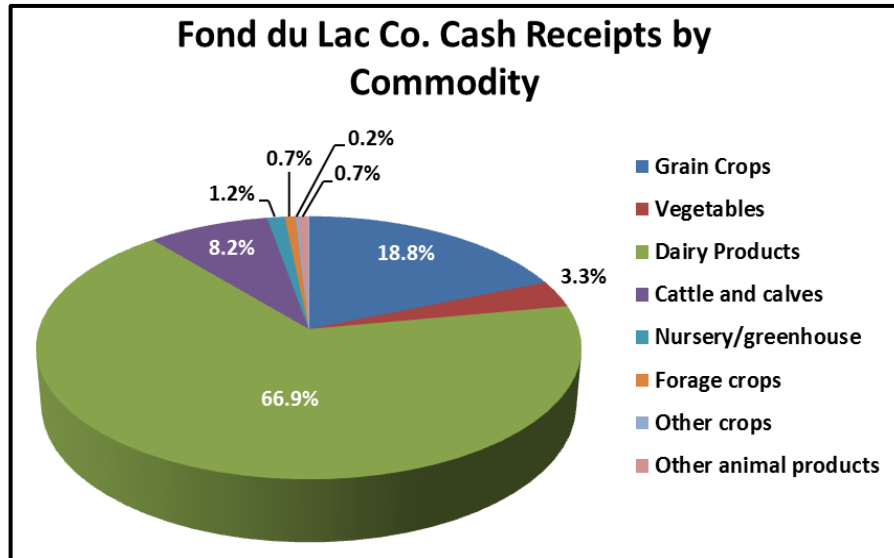
- Total value of agricultural products sold: **\$290.4 million**
- Value of crops including nursery and greenhouse: **\$69.7 million**
- Value of milk and other dairy products: **\$192.3 million**

State Rank

5th

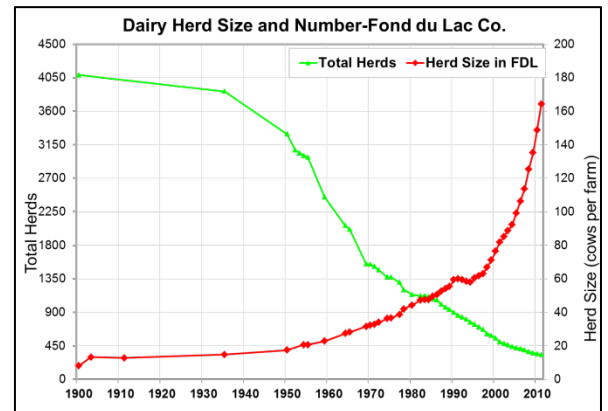
10th

4th



Dairy Production: (source: Wisconsin Agricultural Statistics Service)

	Year	Value	State Rank
Total number of dairy herds:	2010	321	9 th
Total number of dairy cows:	2010	52,000	3 rd (T)
Dairy cows per square mile:	2010	68	
Average milk herd size (# cows):	2010	162	
Percent Grade A herds:	2010	99	
Average production per cow:	2010	22,500	11 th
Total pounds of milk shipped:	2010	1.17 billion	5 th



Prepared by:

Mike Rankin, Crops and Soils Agent, 920-929-3171, michael.rankin@uwex.edu

<http://fonddulac.uwex.edu>

Your county extension office



UW Extension
Cooperative Extension
Fond du Lac County

Livestock Production: (source: 2007 Census of Agriculture)

	Year	Number	State Rank
Beef cows:	2007	2,034	42 nd
Hogs:	2007	11,331	10 th
Sheep/lambs:	2007	1,625	21 st
Layers	2007	4419	24 th
Broilers:	2007	1325	41 st



Crop Production: (source: Wisconsin Agricultural Statistics Service)

Total cropland acres: **279,922** (2007 Census of Agriculture)

Total harvested cropland acres: **253,054** (2007 Census of Agriculture)

Total acres in Conservation Reserve Program (CRP): **10,003** (Oct. 2011)

Total harvested organic acres: **2579** (2007 Census of Agriculture)

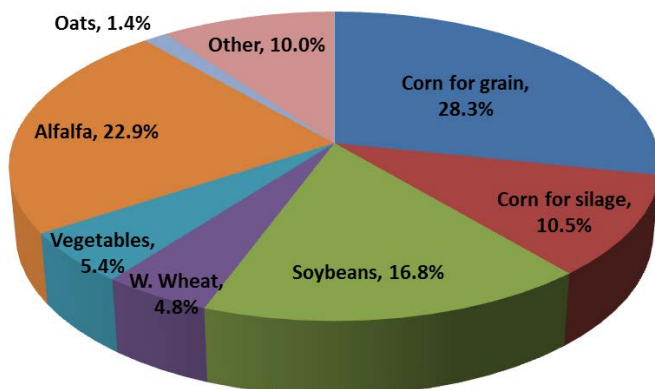
Average price paid for agricultural land (remaining in crop production): **\$4457** (2010)

Average county cash rent value: **\$91 per acre** (2011)

Production of major crops:

	Year	Harvested Acres	Yield/Acre	Production State Rank
Corn for grain:	2010	79,200	173 bu	9 th
Corn for silage:	2010	29,500	20 tons	2 nd
Soybeans:	2010	47,100	52 bu	9 th
Winter wheat:	2010	13,300	69 bu	2 nd
Oats:	2010	3,900	62 bu	10 th
Alfalfa:	2008	64,600	3.90 tons	7 th
Sweet corn:	2007	8300	6.5 tons	3 rd
Green peas:	2007	6100	2.1 tons	2 nd

Relative percentage of cropland base used for various crops:



Fond du Lac County is a well-diversified, leading agricultural county in Wisconsin and ranks as the nation's 26th largest dairy county. Crops are primarily used to feed the county's 52,000 dairy cows. Soil types range from clays to loams and the limestone based, well-drained soils located throughout much of the county are ideal for growing high yields of alfalfa. The area averages about 32 inches of precipitation per year. The agricultural infrastructure in Fond du Lac County is solid. There are competitive markets for every major livestock and crop commodity. Additionally, there are numerous dealers for seeds, feeds, equipment, fertilizers, and most agricultural services (nutritionists, A.I. technicians, crop consultants, farm credit officers, etc.). The local newspapers and radio stations place a priority on agricultural news.