


Using 4H4ME.com



Uploading Full County Data Set




Uploading Full County Data Set

IMPORTANT NOTE: This function will completely erase the data on the website and replace it with the data in 4HPlus.

Select **“Goto”**

Then **“Web (4H4Me.com) Interactions”**

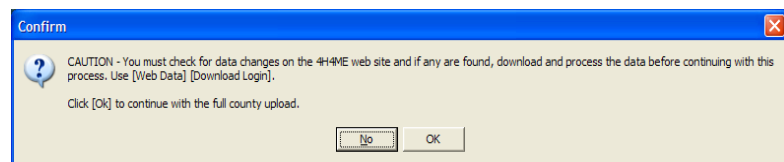
You should see:



Select **“Full Uploads/Downloads”**

Then **“Upload Full County Data Set”**

You will get a warning message about downloading and processing all data changes from 4H4Me before doing a full upload. If you have already done this, select **“OK”**, otherwise select **“No”**.



On the Full Upload screen, verify your email address is listed in the top center box then select **“Continue”** and enter the daily password.

Select **“Build Full County Data Upload”**

The next two boxes will autofill.

When ready to upload the data, select **“Upload Full County Data Set”**

Full County Data Set Upload

This process requires password entry.

Continue

Build Full County Data Upload

Upload file name:
c:\okv\webxfer\wiexbfupload.ebd

Web Access full URL:
.....

Upload Full County Data Set

Note: The constructed upload file is created via a highly encrypted binary shifting key process. This file can only be decoded by 4HPlus and 4H4ME.com web site applications.

Note: The process of uploading a full County Data Set clears out both the Wexd and Wexd data files.

Verify your email address is listed here. 4H4ME will email you when your upload is processed.

After the web browser screen opens, copy the **“File to find:”** info into the **“File to upload:”** box. **If your county uses a network version** (only one person can be in 4HPlus at a time), change the drive letter to your network drive. Select **Upload Data File Now**.

4H4ME.COM
The Future of 4-H Online

Upload full County Data Set 11:46:56 38 Sign Out

File uploads to the server via the Internet can take 10 to 15 seconds.

This file will be Externally Processed. Please be patient...

View External Processing

File to find:
c:\okv\webxfer\wiexbfupload.ebd

File to upload:
Browse...

Upload Data File Now

After the file is uploaded, your work is done. An external program is running on the server that watches for uploads and processes them. When the upload is complete, 4H4ME will email you at the address listed in the top center box on the 4HPlus Full Upload screen.

Your full data set has been uploaded to the server and is available for online use.



An EEO/Affirmative Action employer, University of Wisconsin-Extension provides equal opportunities in employment and programming, including Title IX and ADA requirements. Requests for reasonable accommodation for disabilities or limitations should be made prior to the date of the program or activity for which it is needed. Publications are available in alternative formats upon request.