

ECONOMIC SNAPSHOT

When do visitors come to Wisconsin?

Across Wisconsin, summer is the peak season for visitors. Dane and Milwaukee counties, however, don't experience the extreme seasonal variations of the state's tourism-dependent counties.

■ Summer ■ Fall ■ Winter ■ Spring


Dane County




Door County



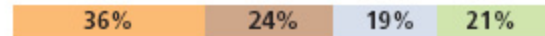
Milwaukee County



Sauk County



Wisconsin



Totals may not equal 100% because of rounding.

SOURCES: Wisconsin Department of Tourism, "The Economic Impact of Expenditures by Travelers on Wisconsin, Calendar Year 2004 County by County Report." To see the full report, go to <http://agency.travelwisconsin.com/Research/research.shtm>.

QUESTIONS: Contact Professor Bill Pinkovitz, Center for Community and Economic Development, University of Wisconsin Extension at bill.pinkovitz@uwex.edu.

Part 2 of this month's series on Wisconsin tourism

Next week: Where do visitors stay overnight?

Economic Snapshot is a weekly feature provided by the Center for Community and Economic Development, University of Wisconsin-Extension.

UW
Extension