











[» Member login](#)[» Send my own surveys](#)[» Quick tour](#)

2007 ANRE Conference Evaluation Survey Results




1. Check the statements that best describe your conference participation (check all that apply):

I attended Day 1, October 23rd		61	77%
I attended Day 2, October 24th		76	96%
I attended Day 3, October 25th		66	84%

2. Please check the statement that best describes your position/role in the ANRE Program Area

County-based faculty/academic staff member with less than 3 years experience		12	15%
County-based faculty/academic staff member with 3-10 years experience		17	22%
County-based faculty/academic staff member with more than 10 years experience		22	28%
Campus/state-based faculty/academic staff member with less than 3 years experience		4	5%
Campus/state-based faculty/academic staff member with 3-10 years experience		5	6%
Campus/state-based faculty/academic staff member with more than 10 years experience		16	20%
Other, please describe		3	4%
Total		79	100%

3. How many people did you meet that you had not met in person before the conference?

0		0	0%
1-5		35	44%
6-10		35	44%
11-15		6	8%

16-20		0	0%
More than 20		3	4%
Total		79	100%

4. Please rate the following element of the conference: Plenary Sessions. This part of the conference was worth my time:

Top number is the count of respondents selecting the option. Bottom % is percent of the total respondents selecting the option.	Strongly Agree	Agree	Disagree	Strongly Disagree	No Opinion	Did Not Attend
Bio-energy and Bio-Economy - Overall Rating (for all sessions)	10 13%	32 43%	6 8%	2 3%	3 4%	22 29%
Bio-energy and the Bio-Economy: What is it? Why is it Important? (Pat Walsh)	10 13%	36 47%	2 3%	2 3%	3 4%	23 30%
Understanding BioEnergy Production (Karl Green)	9 12%	29 38%	6 8%	5 7%	4 5%	23 30%
Extension Bioenergy Outreach in the BioEconomy: Agriculture, Environment, Community, Economy (Bill Bland and Greg Wise)	8 11%	24 32%	10 13%	3 4%	3 4%	28 37%
Real World B&B: Dunn County Case Study (Jim Faust)	5 7%	19 25%	9 12%	1 1%	4 5%	37 49%
What we've learned from nine years of ANRE Team experience (Bill Rizzo)	4 5%	28 37%	18 24%	12 16%	3 4%	11 14%
What Makes a Great Agent/What Makes a Great Specialist (Brian Holmes/Mike Rankin)	19 25%	43 56%	6 8%	2 3%	3 4%	4 5%

5. Please provide comments on these plenary sessions - quality, topics, etc. When appropriate, please be specific in naming the session and/or the presenter

29 Responses

6. Please rate the following element of the conference: Informational/Educational Breakout Sessions. This part of the conference was worth my time

Top number is the count of respondents selecting the option. Bottom % is percent of the total respondents selecting the option.	Strongly Agree	Agree	Disagree	Strongly Disagree	No Opinion	Did Not Attend
The MG Program: Facilitating Volunteer Training – offered twice	4	8	1	0	0	60

(Bob Tomesh and Susan Mahr)	5%	11%	1%	0%	0%	82%
Therapeutic Horticulture to Teach Life Skills to Alternative Audiences (Patti Nagai and Mike Maddox)	3 4%	4 5%	0 0%	0 0%	0 0%	66 90%
Ag/Farm Law Update – offered twice (Phil Harris)	21 28%	8 11%	0 0%	0 0%	0 0%	45 61%
Programming for Small Farms (Mahlon Peterson et. al.)	7 10%	14 19%	1 1%	0 0%	2 3%	49 67%
Communicating Value (Pam Speelman and Lorre Kolb)	2 3%	1 1%	1 1%	0 0%	0 0%	67 94%
Distance Diagnosis (John Stier et. al.)	7 9%	10 14%	1 1%	0 0%	0 0%	56 76%
Effective Team Leadership (Bill Rizzo)	3 4%	9 12%	1 1%	0 0%	0 0%	61 82%
Ag Innovations in Wisconsin (Greg Lawless and Anne Pfeiffer)	2 3%	3 4%	3 4%	1 1%	0 0%	64 88%
Legal and Risk Management – offered twice (Tom Stafford)	2 3%	3 4%	1 1%	0 0%	0 0%	68 92%
Helping Farmers by Improving Your Farm Financial Management Literacy (Gregg Hadley and Jenny Vanderlin)	5 7%	11 15%	3 4%	0 0%	0 0%	56 75%
Dairy Employee Survey (Paul Dyk and Tina Kohlman)	11 15%	10 14%	1 1%	0 0%	0 0%	50 69%
Daily Shortcuts: Time Management Tips from Veteran Agents (Randy Knapp et. al.)	9 12%	3 4%	1 1%	0 0%	0 0%	62 83%
Regional Specialization & County Clustering (Craig Saxe et. al.)	5 7%	2 3%	1 1%	0 0%	0 0%	63 89%
International Opportunities for Extension Staff (Tom Syverud and Barb Larson)	0 0%	4 6%	1 1%	0 0%	0 0%	67 93%
Soil Quality (Don Genrich, Mark Kopecky and Dick Wolkowski)	7 10%	7 10%	1 1%	0 0%	0 0%	58 79%
Nutrient Management Research (Tom Cox and Jim Leverich)	2 3%	8 11%	1 1%	0 0%	0 0%	63 85%

7. Please provide comments on these informational/educational breakout sessions – quality, topics, etc. When appropriate, please be specific in naming the session and/or the presenters

15 Responses

8. Number of informational/educational breakout sessions:

there were too many breakout sessions		13	18%
there weren't enough breakout sessions		5	7%
the number of breakout sessions was about right		56	76%
Total		74	100%

9. Breakout session length:

breakout sessions were too long		4	5%
breakout sessions were too short		5	7%
the length of time for breakout sessions was about right		66	88%
Total		75	100%

10. Please rate the following element of the conference: Team Meetings. This part of the conference was worth my time:

Top number is the count of respondents selecting the option. Bottom % is percent of the total respondents selecting the option.	Strongly Agree	Agree	Disagree	Strongly Disagree	No Opinion	Did Not Attend
Horticulture Team Meeting	6 9%	7 10%	0 0%	0 0%	0 0%	54 81%
Grains Team Meeting	6 9%	16 23%	0 0%	0 0%	1 1%	47 67%
Livestock Team Meeting	7 10%	11 16%	0 0%	0 0%	0 0%	51 74%
FARM Team Meeting	11 16%	5 7%	0 0%	0 0%	0 0%	52 76%
Dairy Team Meeting	7 10%	17 25%	1 1%	0 0%	0 0%	44 64%
Fresh Market and Commercial Vegetable Team Meeting	5 7%	8 11%	0 0%	0 0%	0 0%	57 81%
Fruit Team Meeting	6 9%	2 3%	0 0%	0 0%	0 0%	59 88%
Nutrient Management Team Meeting	5 7%	10 15%	0 0%	0 0%	2 3%	51 75%

11. Please provide comments on these team meetings. When appropriate, please be specific in naming the team meeting being commented on

13 Responses

12. Team Meetings – During the ANRE Conference how much time should be allocated for individual Team Meetings

1 hour		2	3%
2 hours		29	37%
3 hours		15	19%
more than 3 hours		1	1%
be flexible and ask each team the length of time they want for team meetings		31	40%
Total		78	100%

13. Please rate the following element of the conference: Luncheon and Banquet Presentations. This part of the conference was worth my time:

Top number is the count of respondents selecting the option. Bottom % is percent of the total respondents selecting the option.	Strongly Agree	Agree	Disagree	Strongly Disagree	No Opinion	Did Not Attend
Wisconsin Bioenergy Initiative (Dean Molly Jahn)	10 13%	27 36%	10 13%	2 3%	3 4%	23 31%
Lessons Learned from 9 months as Dean (Dean Rick Klemme)	20 27%	40 53%	6 8%	1 1%	3 4%	5 7%
Wednesday evening banquet comments (Chancellor David Wilson)	8 11%	39 51%	4 5%	1 1%	5 7%	19 25%

14. Please provide comments on these luncheon or banquet presentations. When appropriate, please be specific in naming the presentation or speaker/presenter being commented on.

8 Responses

15. Please rate the following element of the conference: Other Meetings and Activities. This part of the conference was worth my time:

Top number is the count of respondents selecting the option. Bottom % is percent of the total respondents selecting the option.	Strongly Agree	Agree	Disagree	Strongly Disagree	No Opinion	Did Not Attend
Department of Ag/Ag Business Meeting	12 16%	31 41%	0 0%	0 0%	2 3%	31 41%
Academic Staff Meeting	1 1%	7 10%	0 0%	0 0%	2 3%	62 86%
Tuesday evening banquet – Recognition of Special Contributions to ANRE	19 25%	34 45%	0 0%	0 0%	4 5%	18 24%
Wednesday morning New						

Agent/Educator breakfast	5 7%	11 15%	0 0%	0 0%	1 1%	56 77%
Thursday morning WACAA New Members breakfast	4 5%	8 11%	2 3%	0 0%	2 3%	58 78%
Specialist/Agent Team Roundtable Discussions and Interactions	22 29%	24 32%	11 14%	1 1%	3 4%	15 20%
Door prizes at the end of the conference	11 15%	12 16%	10 13%	4 5%	14 19%	24 32%

16. Please provide comments on these other meetings and activities. When appropriate, please be specific in naming the meeting or activity being commented on. Do you have suggestions for future conferences?

18 Responses

17. Please comment on the conference registration process, hotel food, locally sourced food, Chula Vista Resort, conference rooms, etc.

40 Responses

18. Do you like Chula Vista as a site for the ANRE Conference?

Yes		70	97%
No		2	3%
Total		72	100%

7 Responses

19. What was the most useful part of the conference to you?

46 Responses

20. How could your conference experience have been improved?

27 Responses

21. What topic(s) or format ideas do you have for next year's conference (please include ideas for plenary session topics and/or speakers, luncheon or banquet speakers, breakout session topics and speakers, other meeting and activities, etc.)

12 Responses

22. Your preference for dates for next year's conference. Please consider the following options: rank 1, 2, 3 and 4 with 1 being your first preference

Top number is the count of respondents selecting the option. Bottom % is percent of the total respondents selecting the option.	1	2	3	4
Week of October 6, 2008	10 15%	11 16%	17 25%	29 43%
Week of October 13, 2008	17	25	20	6

	25%	37%	29%	9%
Week of October 20, 2008	26 39%	18 27%	18 27%	4 6%
Week of November 3, 2008	16 24%	11 16%	13 19%	27 40%

23. Specific conflicts you have or are aware of for the above dates

16 Responses