



Oconto County 4H
2009
HORSE PROJECT
HANDBOOK

Revised December 18, 2008

This Handbook contains Oconto County 4-H Horse Project Guidelines and Requirements, information about educational opportunities, showing, and general Horse Project involvement. Included are necessary forms needed by Horse Project members throughout the project year. Please keep this Handbook and use it during the project year as a reference. Any and all pages may be photocopied. Horse Project Record sheets are also available online at <http://www.uwex.edu/ces/cty/oconto/4h/forms.html#record>.

The Oconto County 4-H Horse Project is open to 4-H members from third grade to the year following high school graduation. Youth do not have to own a horse to be in the Oconto county 4-H Horse Project. The Oconto County 4-H Horse Project Committee is made up of a group of youth and adult 4-H volunteers who are dedicated to providing educational opportunities and activities for 4-H Horse Project members.

The “UNIVERSITY OF WISCONSIN SYSTEM UNIFORM STATEMENT OF RESPONSIBILITY, RELEASE, AND AUTHORIZATION TO PARTICIPATE IN OCONTO COUNTY 4-H HORSE PROJECT ACTIVITIES” liability release is required of all individuals who will attend, or participate in, Oconto County 4-H Horse Project activities where horses will be present. If you choose not to sign and return this release, you will not be allowed to attend those activities. Please return the form with appropriate signature(s) to an Oconto County 4-H Horse Project Committee Officer early in the project year. Parent/Guardian signature is required for all minors.

The PROJECT HORSE INFORMATION SHEET is due to the Horse Project Committee by May 1. In accordance with Fair regulations, project animals must be identified by May 1 of the current Fair year.

The complete HORSE PROJECT RECORD consists of THREE sheets; HORSE PROJECT RECORD, HORSE HEALTH RECORD, and EDUCATIONAL POINT SHEET. This record is to be completed and turned in the Horse Project Committee at least one week prior to the Fair Horse Show.

It is strongly suggested that all Horse Project families have the 4-H Horse Program books titled Horses and Horsemanship, and Horse Science, published by the National 4-H Council. These books contain information on horsemanship, judging, showing, equipment, anatomy, and health. Both are available for purchase through the 4-H Source Book, online at www.4-hmall.org, or contact a Horse Project Committee officer.

The Wisconsin 4-H Horse Association EQUESTRIAN GUIDELINES includes complete conduct, tack, attire, and class procedure guidelines put forth by the Wisconsin State 4-H Horse Association. A copy is available from the Horse Project committee or online. Go to <http://www.uwex.edu/ces/4h/onlinpro/horses.cfm#handbook> scroll down to Wisconsin 4-H Horse Association Guidelines, click on Horse Handbook (you must have Adobe Acrobat Reader to open and print this file) then follow the chapters to “Equestrian Guidelines”.

Oconto County 4-H Horse Project

Guidelines and Requirements

All horses to be shown or brought to clinics must have a **current negative Coggins Test**.

All horses to be shown or brought to clinics must be **current on de-worming**.

All horses to be shown or brought to clinics must have **current vaccinations**:

Eastern, Western, Tetanus, Rhino, and Flu required, Rabies is also strongly recommended.

Other vaccinations are optional and may be given at the recommendation of your veterinarian.

Horses purchased at Auction or a Sale Barn cannot attend county 4-H events for 30 days after possession.

Horseless Horse members must work with a “buddy” and follow all 4-H Horse Project guidelines.

No stallions born before January 1 of Fair year will be allowed at the County Show or clinics.

Geldings must have been castrated prior to May 1 of Fair year to be allowed at the County Show.

Castration must have been done at least 60 days prior to being brought to clinics.

Project horses must be identified to the Oconto County 4-H Horse Project Committee by May 1 of Fair year.

Requested changes after May 1 may be considered for extreme situations only

Any changes require the approval of the Oconto Co. 4-H Horse Project Committee and Fair Board

Multiple sheets should be turned in if you have several horses and are undecided which horse to show.

ALL those attending clinics must wear boots with cut out heel and long pants when handling horses, and must also wear an SEI approved helmet when mounted or driving.

Exhibits are to be the work of the exhibitor. This is a State 4-H and Fair rule.

You must prepare your project horse by working with it, even if it belongs to someone else.

You must properly “fit” your horse for the show. Example: bathing, clipping, banding, braiding etc. is to be the work of the exhibitor since that is part of what is judged.

Members must complete, and turn in by the due date, a Horse Project Record that is their own work, and the completed Horse Health Record.



Oconto County 4-H Horse Project

Educational CREDITS Program

We all know that attending educational events with horses, about horses, and for horses, helps us become better horsepersons. They help us better understand our equine partners, better care for them, better communicate with them, better handle the show ring, better deal with new or scary situations. We all need to be BETTER for the sake of our horses, whether we train, show in-hand, show in pleasure events, trail ride, compete with speed, or just enjoy our horse's company. SO, as added enticement, motivation, incentive, encouragement, or down right bribery, to help get you excited about becoming a better horseperson, the 4-H Horse Project Committee is offering a voluntary "CREDIT" program! Learning can be done just about anywhere in just about any situation. Almost any organized thing you do with your horse, or to help you as a horseperson, could count for a CREDIT. Watch HP newsletters for special 4-H Horse Project events that will be worth multiple credits. Keep track of events you attend or participate in, retain proof of attendance – that is IMPORTANT – and earn CREDITS. The committee will provide lots of fun prizes and gift certificates at the end of the year. Keep a list of events, and your PROOF (leader and/or event official signature AND phone number on some sort of documentation of the event) as the year progresses. Turn it all in by the Oconto County Fair Horse Show, August 22, 2009. To keep it fair, random calls will be made to verify member's attendance. CREDITS will be tallied and prizes presented under the horse tent during the Fair. You guessed it, more credits = a bigger/better prize. If you are not present at the fair, don't worry, your prize notification will be mailed to you. Remember, though, the committee will only give credit for those events for which you provide PROOF of attendance. It's all up to YOU!

Attend any educational function that pertains to helping you become a better horseperson.

Clinics

Shows

Show

Ring Steward

Private or Group Lessons with a qualified instructor,

Veterinarian shadowing

Parade Riding

Organized Trail Rides

Hippology, Horse Bowl, Horse Judging practice sessions and/or contests

Volunteering with a Therapeutic Riding Organization

Record the date, event, and proof of attendance with official's signature and phone number

Ideas for keeping track of events may include;

Folder

Notebook

Calendar

Binder with sleeves

Turn in by the Oconto County Fair Horse Show

Check on your prize at the Horse Tent at the Oconto County Fair!

4H Horseless Horse Guidelines

Horseless Horse classes **MUST** only be entered by a project member who meets the following criteria. (It is strongly suggested that each county follow this guideline for their fair classes to avoid confusion when entering the State 4-H Horse Expo.)

1. All horseless horse exhibitors must wear an SEI approved equestrian helmet when mounted.
2. A horseless horse project member is defined as a 4-H member who has no **one on one** access to a horse. They **do not** own their own horse. Their family does not own or lease a horse. (Cloverbuds may not be horseless project members.)
3. Horseless horse project members **MUST** show only in horseless horse classes.
4. The horseless horse person must be working with a current 4-H horse project member (Buddy) or leader. The same horse may be shown by both members. This is the only horse the horseless horse member may show. (Two Horseless Horse members may **NOT** show the same horse.)
5. The “buddy” may **not** be a sibling that resides in the same household. (If two siblings are showing the same horse that is family owned or managed, both siblings are classified as horse project members.)
6. Horseless horse members are expected to work with the horse owning 4-H horse member or leader to learn about the horse, (including grooming, clean up, tack, riding, etc.).
7. Horseless horse members are expected to participate in horse project activities.
8. The horseless horse project member is **not** managing or leasing a horse owned by someone else.

The following 4-H horse members are NOT considered horseless horse members:

1. They own and are showing their own horse or show a leased horse.
2. Their family owns or leases a horse or pony.
3. They are showing a horse owned or leased by a family member. (Two family members may show the same horse - see Expo Rules & Class List “General Rules for Horse Show”.)
4. They are showing a horse that is owned or leased by someone other than a current 4-H horse project member or leader.
5. Managerial: Defined as a youth who exhibits a horse that no other 4-H Horse Project youth is using and that is owned by someone other than the exhibitor or a family member of the exhibitor. The youth is responsible to ensure the horse is taken care of properly.

4H Horse Show Attire Guidelines

Adapted from the Wisconsin State 4-H Horse Association Equestrian Guidelines

- SEI Helmet with harness fastened is required when mounted or driving
- Sleeve to cover the arm (short sleeves are permitted at practices)
- Long pants (see exceptions under driving)
- Boots with cut-out heel
- Judges and Exhibitors should bear in mind that at all times, entries are being judged on ability rather than personal attire.
- Neatness is the first requirement regarding attire.
- Judges may penalize contestants who do not conform to attire guidelines
- Spurs are prohibited in any in-hand – Halter or Showmanship – Class.

Hunter Seat

- Equitation/Pleasure- Rider should wear coat of traditional Hunter Seat style and breeches or jodhpurs of conservative colors, English boots or Jodhpur shoes with cut out heel. Optional; spurs of the unroweled type, crops or bats, and gloves. Hair should be neat and confined.
- Showmanship- Hunt cap or helmet is required

Saddle Seat

- Equitation/Pleasure- The following requirements are based on traditional and general present-day customs. Saddleseat styled riding coat, jodhpurs (fitted pant with flared leg) dress shirt (white, pastel or pin stripe) necktie, Jodhpur boots (ankle high), vest, and gloves. Optional accessories may add interest to your attire (tie bar or tack, lapel pin, boutonniere, hair bow or net) Color is a conservative solid or subtle pattern. Shape of coat lapel, type of closure and color of vest are personal preference.
- A riding suit (coat and Jodhpur of same color and material) is customary for Saddleseat Equitation classes. A day-coat (a riding coat having a different but coordinated color as jodhpurs) may be worn for Pleasure classes.
- Showmanship-Hat may be worn

Stock Seat

- Equitation/Pleasure -Spurs, chaps, sweaters, coats, and vests are optional. Hair must be neat and securely fastened if long, so as not to cover rider's number.
- Showmanship - Western hat may be worn

Driving

- Clothing for drivers and header/groom must be conservative neat and clean. Dress should conform to type of vehicle, (casual or sporty attire for a sport or natural finish vehicle, formal attire for a more formal vehicle) Gentlemen shall be attired in a dress shirt with slacks/khakis or suit. Ladies shall be attired in long-sleeved blouse with high neckline, slack suit, dress suit, long skirt, or appropriate long dress (with high neckline and hem below the knee when seated) Drivers must wear boots or shoes with a distinguishable heel no higher than 2 inches. Optional would be gloves to match outfit, tie, apron or lap robe, coat or jacket for gentlemen. Header/groom must dress appropriately including wearing a hat or helmet.
- Prohibited are period costumes, short sleeves, short skirts, bare shoulders or midriff, low cut shirt, sweatshirts, open toe shoes, sandals, tennis shoes, clogs.

Draft Type Showmanship

- Clothing must be neat and clean. Dress shirt and slacks with belt is preferred. Hard-soled boots or shoes must be worn. Hair should be neat and contained. Hats, gloves, tie, and coat are optional. Prohibited are shorts, skirts, sleeveless shirts, and farm names or personal exhibitor identification on attire.

Trail Class

- Attire must be appropriate for style of riding. (Stock Seat, Hunter, etc.)

4H Horse Show Tack Equipment Guidelines

Adapted from the Wisconsin State 4-H Horse Association Equestrian Guidelines

HUNT SEAT EQUITATION

Regulation snaffles, Pelham and full bridles, all with cavesson nose bands. Kimberwickes are permitted. Boots and conservative colored bandages are permitted (equitation only). Saddle must be a hunter or forward seat style, with or without knee rolls or padding. Martingales, tie downs and flash nosebands are prohibited, except in classes over fences.

HUNTER UNDER SADDLE (PLEASURE) (Boots, wraps, and bandages are prohibited.)

HUNTER SHOWMANSHIP

The animal is to be shown in a hunter style bridle with a plain leather browband and a regular cavesson noseband. The bit may be a snaffle (no shanks), a Pelham (two sets of reins), or a full bridle (two sets of reins, separate bits and cheek pieces). Curb chains must be at least one-half inch wide and lay flat against the animal's jaw. If using a Pelham or full bridle, the snaffle rein is across the withers and the animal is led with the curb rein.

SADDLE SEAT EQUITATION / PLEASURE

The bridle is to consist of a headstall with a browband, cavesson, and buckled or stitched together reins. If using a full bridle, the curb rein is to be narrower in width than the snaffle rein. The style of saddle is flat, with or without a cutback. Miscellaneous: The rider may wear spurs (roweled or blunt) and carry a riding whip. Martingales or similar tie-downs are prohibited.

SADDLE SEAT SHOWMANSHIP

The tack used will depend upon what is traditional/customary for the breed of horse being shown.

1. Leather show halter with throat latch and matching lead.
2. Full bridle including a snaffle bit, curb bit, browband, cavesson, throat latch, and two pair of reins. The snaffle rein should be placed over the horse's withers and the handler should use the curb rein to lead his horse.
3. Snaffle bridle with one or two pair of reins. This is used mainly for handling young horses (four years of age or younger). Bridle must include a throat latch, browband, cavesson, and either one or two pair of reins. If using two pair of reins, both reins are attached to the snaffle bit.
4. Bridle with curb bit and single rein. (curb bit on weanling or yearlings is prohibited)
5. You may choose to show your animal in tack that is customary or traditional for your breed of horse.

STOCK SEAT (Western) EQUITATION / PLEASURE

The saddle should fit the rider. It may be slick or swelled fork, have a high or low cantle but must definitely be sized to the rider.

There shall be no discrimination against any standard western bit. Horses or ponies, 5 and under only, may use a snaffle bit (no shanks) or bosal (twisted wire snaffles are PROHIBITED). In cases where a junior horse or pony (5 years and under) is shown with snaffle bit (no shanks) or bosal, the animal must be shown with both hands on reins. Curb chains may be used but must be at least ½" in width and lie flat against the jaws of the horse. No wire, metal or rawhide device is permissible in conjunction with or as a part of the leather chin strap which must be at least ½" wide. Mechanical hackamore, tie-downs, running martingales and draw reins and Cavesson-type nosebands are prohibited. If closed reins are used, hobbles must be carried attached below cantle on near side of saddle. If a lariat or reata is carried, it must be attached to the fork of the saddle. Silver equipment may be used but shall not be given preference over good working equipment. Use of shoes, other than standard horse shoes, is discouraged and may be penalized by the judge.

WESTERN SHOWMANSHIP

The show halter should be clean, properly adjusted, fitted and suitable for breed standards.

DRAFT TYPE HORSE OR PONY SHOWMANSHIP

The horse should be shown in a leather show halter, rope show halter or a clean halter and lead. A show stick, approximately ¾ to 1" in diameter and 14" long, used for a setting up the horse is optional. No whip or whip person is allowed.

4H Horse Show Driving Equipment Guidelines

Adapted from the Wisconsin State 4-H Horse Association Equestrian Guidelines

ALL DRIVING CLASSES.

Harness: (see class descriptions for additional requirements.)

Harness must be clean, properly fitted, in good repair and suitable to the vehicle. A full collar or breast collar harness, bridle with blinkers, throat latch, and a bit (snaffle/ Liverpool, Buxton, elbow or other standard driving bit) is required. If a curb chain is used, the chain must be at least ½" in width and lay flat against the jaw. Over check or side check (with or without a check bit) is optional. Bridles should fit snugly to prevent catching on a vehicle or other pieces of harness. Hand hold on the reins are NOT permitted. **Under no conditions shall a bridle and/or reins be removed from the horse while it is put to the cart/vehicle.** Breeching or thimbles (or other accepted means of braking) is required. Exhibitors should be aware of the proper and safe procedure when putting a horse to vehicle.

PLEASURE DRIVING / REINSMANSHIP - LIGHT HORSE/PONY

Harness: A noseband or cavesson is required. (See also General Driving Guidelines: Harness)

Vehicle: To be shown in a two or four-wheeled, one horse/pony pleasure type vehicle, with seating for one or two people. The exhibitor is the only person permitted in the vehicle (except for valid medical reason). No stirrup type carts, chariots, buggies or sulkies allowed.

PLEASURE DRIVING / REINSMANSHIP - DRAFT TYPE HORSE OR PONY

Harness: Horse/pony may be shown with either breeching or cart harness with crupper.

Vehicle: Vehicle should be a two wheeled cart suitable for a draft type horse/pony. The exhibitor is the only person permitted in the cart (except for approved medical reasons).

Class Routine: Enter the ring to the right at a slow trot. To be exhibited both ways of the ring at a










Oconto County Fair Horse Show

The Oconto County Youth Fair is a great opportunity for youth to show what they have learned in their project during the year. Not all of our members choose to show in the fair, but for those that do there are some important things to know.

Each county fair horse exhibitor must earn at least 3 educational points and exhibit in a Showmanship Class to qualify to sell at the Oconto County Fair Sale of Champions. It is recommended that all youth showing at the Oconto County Youth Fair Horse Show earn these points also.

The following are examples of activities that would each count as 1 POINT toward the fair requirement:

-  Participate at individual Oconto County 4-H Horse Project Clinics
-  Participate in a State 4-H Horse Association Clinic
-  Area Animal Science Day Horse Education Events (Hippology, Judging, Horse Bowl)
-  Volunteer at the Northeast District 4-H Horse Assn. Open Horse Show
-  “Show” at the Northeast District 4-H Horse Assn. Open Show
-  Give a horse-centered clinic, seminar, or demonstration, with prior committee approval
-  Attend “bring your horse” clinic without a horse, but help with clinic or participate in some other way

All 4-H Horse Project members are encouraged to attend and participate in as many horse-related activities as possible. For your 4-H Record-Book and other purposes, you may keep track of all Educational Points earned, including non-county events such as other horse shows, Horse-A-Rama, Midwest Horse Fair, etc.

All State 4-H Horse Association rules, regulations and guidelines will be followed at the County Fair Horse Show.

THE PRIORITY IS ALWAYS GIVEN TO SAFETY, EDUCATION, AND FUN. ATTIRE AND TACK SHOULD NOT BE JUDGED AHEAD OF ABILITY.

Any act of discourtesy to judge or show officials by an exhibitor or any other attendant will be grounds for disqualification. This includes coaching from the rail by parents and/or trainers.

Horses/PONIES must be serviceably sound and must not show evidence of broken wind or impairment of vision in both eyes.

Cruelty or abuse of a horse will not be tolerated.

No stallions born before January 1 of Fair year will be allowed at the County Show.

You must provide an original negative Coggins paper as well as a copy when entering the Fairgrounds.



Horse Project Record

For the Year _____

Name _____ Club _____

Years in Horse Project _____ Project type (circle one) Horse/Pony -- or -- Horseless Horse

Horse Project Buddy (if Horseless Horse) _____

Horse Name _____

Age _____ Sex _____ Height _____ Breed _____

Describe how you use your horse

Describe your horse's feed program

What have you accomplished in the Horse Project this year?

Explain anything you would like to have done differently

What are your goals in Horse Project for next year?

Attach Horse Health Record and Educational / Point Activities Record

I certify that this is a true and accurate record.

Member signature _____ date _____

Parent signature _____ date _____

Please fill out one record for each horse to be shown at the Oconto County Youth Horse Show
Horses must be checked by veterinarian/superintendent before unloading at the Fairgrounds.

Horse Health Record for the year _____

NAME

HORSE NAME

| | Vaccinations <small>(attach copy of vaccination cert. or receipt)</small> | Date | Given by | De-worming Product | Date | Farrier Service date |
|-----------|---|-------------|-----------------|---------------------------|-------------|-----------------------------|
| September | | | | | | |
| October | | | | | | |
| November | | | | | | |
| December | | | | | | |
| January | | | | | | |
| February | | | | | | |
| March | | | | | | |
| April | | | | | | |
| May | | | | | | |
| June | | | | | | |
| July | | | | | | |
| August | | | | | | |

Attach to Horse Project Record sheet

ProjectHorse Information Sheet

(Complete one form for each horse you will be using in your project this year)

Due to Horse Project committee by May 1

Name _____

Address _____

Phone # _____ Age _____ Years in Horse Project _____

Club Name _____

Parent Name _____

Project type (circle one) Horse/Pony -- or -- Horseless Horse

Horse owner (if other than your immediate family or if Horseless Horse)

Name _____

Address _____

Horseless Horse Project Buddy _____



Horse Name _____

Age _____ Sex _____ Height _____ Breed _____

Color & Markings (describe in detail) _____

What are your plans for this horse in the Horse Project this year?

Please be sure to have your horse up to date on vaccinations and deworming.

Return this sheet to 4-H Horse Project Committee member BEFORE May 1.



**UNIVERSITY OF WISCONSIN SYSTEM
UNIFORM STATEMENT OF RESPONSIBILITY, RELEASE, AND AUTHORIZATION
TO PARTICIPATE IN OCONTO COUNTY 4-H HORSE PROJECT ACTIVITIES**

I _____ desire to participate in 4-H Horse Project activities (such as but not limited to clinics, demonstrations, seminars, and practice sessions that may or may not involve direct contact and interaction with horses) sponsored by the Oconto County 4-H Program, and Oconto County 4-H Horse Project Committee, AND the Oconto County 4-H Program and Oconto County 4-H Horse Project Committee has approved my participation in the activities during the period of _____ 20__ to _____ 20__.

I hereby agree as follows:

- 1) I assume full legal and financial responsibility for my participation in activities.
- 2) I grant the University, its employees, agents and representatives (including volunteer 4-H Leaders), the authority to act in any attempt to safeguard and preserve my health or safety during my participation in an activity including authorizing medical treatment on my behalf and at my expense and returning me home at my own expense for medical treatment or in case of an emergency.
- 3) I understand that accident and health insurance are recommended for my participation in the activities. I understand that the University encourages me to have appropriate insurance coverage for the entire duration of participation in these activities.
- 4) I agree to abide by and shall conform to all applicable policies, rules, regulations, and standards of conduct as established by the Oconto County 4-H Program and Oconto County 4-H Horse Project Committee. I understand that violation of applicable policies, rules, regulations and standards of conduct may result in my removal from the activity.
- 5) I agree for myself, my heirs and my personal representative, to hold harmless and forever release, discharge and hold harmless the Oconto County 4-H Program, Oconto County 4-H Horse Project Committee, the University, Board of Regents of the University of Wisconsin System, their respective officers, employees, and agents (including volunteer 4-H Leaders), from any and all liability, loss, damages, costs, or expenses (including attorney's fees) on account of damage to personal property, personal injury, or death which may result from or arise out of my participation in the activities and which do not arise out of the negligent acts or omission of an officer, employee, and agent of the University and/or Board of Regents while acting within the scope of their employment or agency;
- 6) I acknowledge that I have read this document and understand and accept its terms.
- 7) I agree that this Release and Authorization to Participate in these activities shall be construed in accordance with, and governed by, the laws of the State of Wisconsin. Any litigation regarding this Release and Authorization or arising out of my participation in 4-H Horse Project activities shall be brought in a court of competent jurisdiction located in the State of Wisconsin.
- 8) I acknowledge and accept the inherent risk of equine activities.**

Participant's Signature

Date

Signature of Parent/Guardian (if Participant
is less than 18 years of age)

Date