



RACINE COUNTY MULTI-JURISDICTIONAL COMPREHENSIVE PLAN FACT SHEET

Comprehensive Plan Public Opinion Survey

In Spring 2007, a public opinion survey was conducted to secure community input for the Racine County Multi-Jurisdictional Comprehensive Plan. The survey was designed to encompass all nine required elements of the comprehensive plan, and was developed in coordination between the Racine County Multi-Jurisdictional Advisory Committee (MJAC) for the Comprehensive Plan, Racine County Planning & Development, the Southeastern Wisconsin Regional Planning Commission, and UW-Extension.

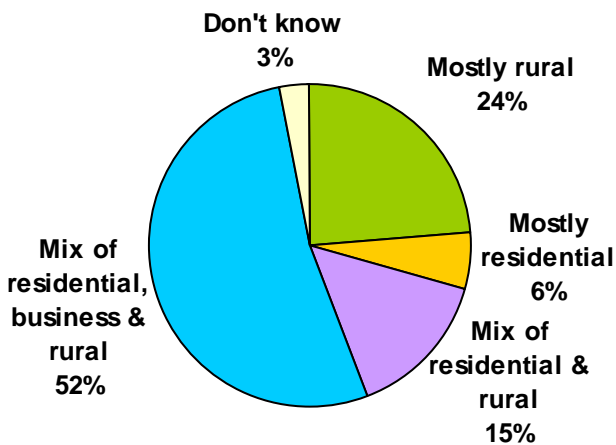
Approximately 4,000 surveys were mailed to a random sample of registered voters in Racine County. The sample was stratified in an effort to gain an accurate representation of the population. 590 survey were returned through the mail, for a response rate of 14.7%.

It should be noted that seniors (persons 65 years or older) were greatly over-represented in the survey sample—as were, to a lesser extent, women, Western Racine County residents (those living west of the I-94 Interstate), and the Villages of Mt. Pleasant and Caledonia. The City of Racine was under-represented.

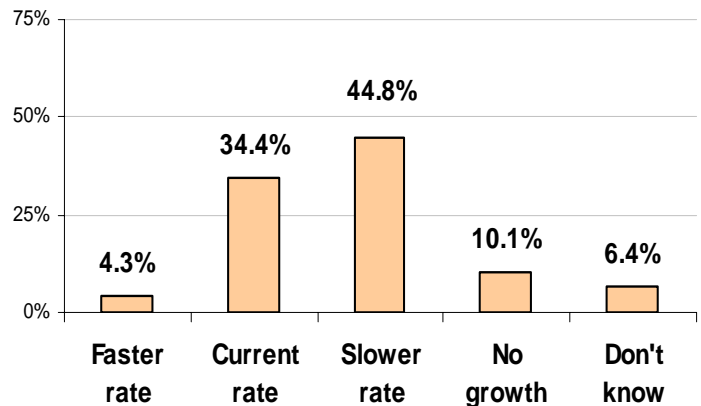
The following is a summary document, and does not contain all information gathered through the survey. For complete results, please visit the Racine County Smart Growth website: www.racineco.com/PlanningDevelopment/MiscDocs.aspx

QUALITY OF LIFE

What would you like your community to look like in 20 years?



At what rate would you like to see Racine County continue to grow?



How important were the following factors in choosing to live in Racine County?

| | VERY IMPORTANT | SOMEWHAT IMPORTANT | NEUTRAL | NOT IMPORTANT |
|--------------------------|----------------|--------------------|---------|---------------|
| Crime rate/Safety | 83.5% | 14.8% | 1.5% | 0.2% |
| Quality of neighborhoods | 73.6% | 24.6% | 1.6% | 0.2% |
| Level of property taxes | 79.0% | 17.0% | 3.1% | 0.9% |
| Emergency services | 65.7% | 30.0% | 3.8% | 0.5% |
| Cost of living | 69.2% | 25.6% | 4.5% | 0.7% |
| Access to medical care | 59.2% | 33.4% | 5.3% | 2.1% |
| Roads/Traffic conditions | 43.2% | 48.5% | 7.7% | 0.6% |
| Natural environment | 52.4% | 37.8% | 6.6% | 3.1% |

AGRICULTURAL, NATURAL & CULTURAL RESOURCES

How important is it to protect the following:

| | VERY IMPORTANT | SOMEWHAT IMPORTANT | NEUTRAL | NOT IMPORTANT |
|------------------------|----------------|--------------------|---------|---------------|
| Air quality | 83.0% | 15.1% | 1.2% | 0.7% |
| Groundwater | 82.5% | 14.0% | 2.8% | 0.7% |
| Lakes, rivers, streams | 80.1% | 16.6% | 2.4% | 0.9% |
| Forested lands | 63.0% | 28.4% | 7.7% | 0.9% |
| Wildlife habitats | 57.5% | 29.8% | 10.3% | 2.4% |
| Open space | 56.5% | 36.7% | 5.3% | 1.5% |
| Farmland | 56.2% | 32.3% | 8.8% | 2.7% |
| Wetlands | 53.1% | 30.2% | 13.3% | 3.5% |
| Scenic views | 47.0% | 39.6% | 10.5% | 2.9% |
| Historic sites | 33.5% | 44.0% | 16.2% | 6.4% |

Over 90% of respondents indicated it is important to protect air quality, groundwater, surface water, and forested lands.

Would you favor or oppose the following measures to protect agricultural and/or natural resources:

| | FAVOR | NEUTRAL | OPPOSE | NEED MORE INFO |
|-----------------------------------|-------|---------|--------|----------------|
| Use private donations | 78.1% | 14.1% | 3.5% | 3.9% |
| Use State/Federal grants | 71.7% | 11.1% | 11.5% | 5.7% |
| Create dedicated fund | 68.9% | 12.5% | 12.2% | 6.4% |
| Control sewer and water extension | 58.8% | 25.9% | 7.9% | 7.4% |
| Create PDR* program | 50.9% | 19.4% | 19.2% | 10.6% |
| Use local tax dollars | 39.4% | 20.8% | 30.9% | 8.8% |
| Encourage smaller lots | 38.3% | 33.7% | 33.7% | 4.6% |

*A Purchase of Development Rights program is generally a voluntary program where a permanent agricultural easement is placed on the land prohibiting non-farm development.



HOUSING

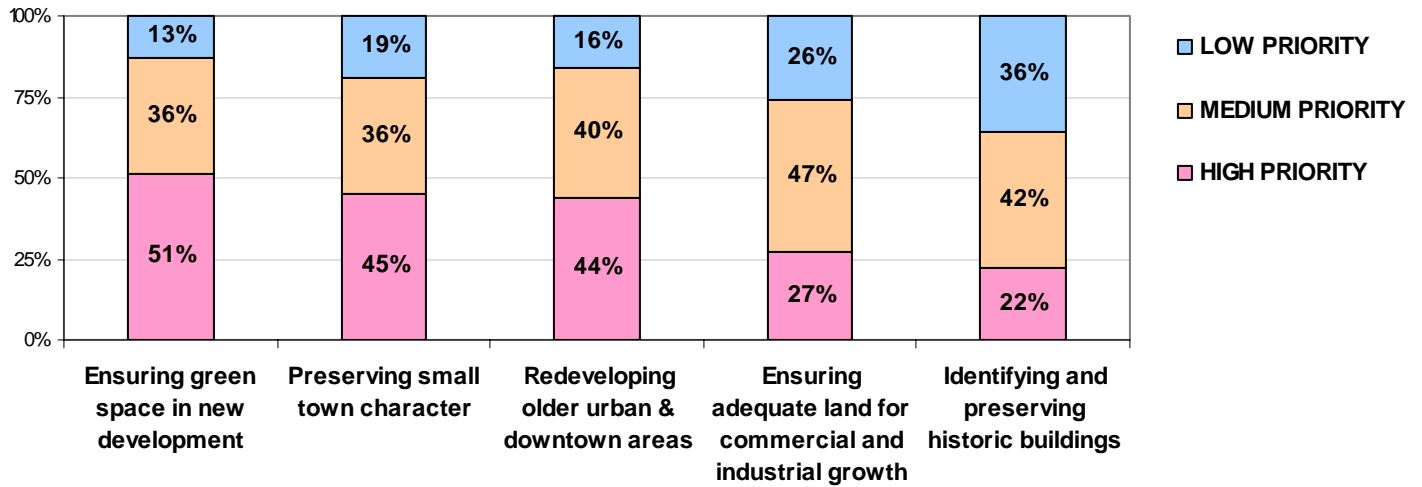
Would you agree or disagree that more of the following types of housing are needed in Racine County?

| | AGREE | NEUTRAL | DISAGREE |
|---------------------------------|-------|---------|----------|
| Housing designed for elderly | 80.8% | 15.1% | 4.1% |
| Single family (owner occupied) | 69.8% | 18.5% | 11.6% |
| Affordable housing | 68.2% | 16.7% | 15.1% |
| Townhouses/Condos | 31.3% | 30.4% | 38.2% |
| Duplexes | 27.6% | 39.0% | 37.2% |
| Single family (renter occupied) | 25.1% | 34.6% | 44.1% |
| Apartments | 14.9% | 34.8% | 53.7% |

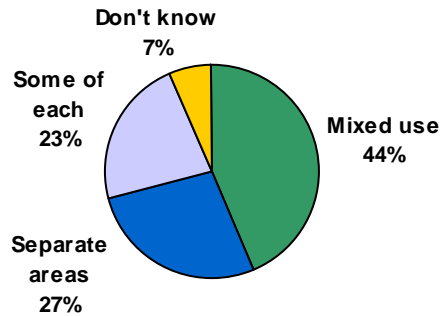


LAND USE

For each of the following types of land use, please indicate if you think it should be a high priority, medium priority or low priority:



Should your community encourage mixed use development (i.e., living, shopping, school, and work areas in the same neighborhood) or should they encourage separate areas for each use?

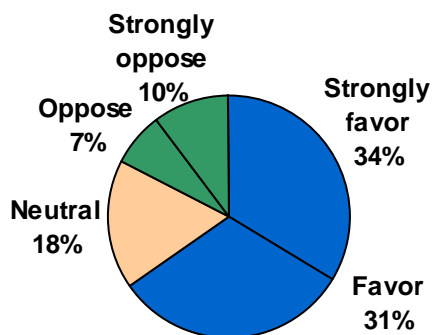


TRANSPORTATION

Do you agree or disagree with the following statements:

| | AGREE | NEUTRAL | DISAGREE |
|----------------------------------------------------------|-------|---------|----------|
| Existing local bus service meets current need | 21.0% | 61.0% | 17.9% |
| Bus service to other counties meets current need | 19.7% | 61.7% | 18.6% |
| Overall road network is adequate for intended uses | 68.2% | 11.6% | 20.2% |
| Conditions of roads is adequate for intended uses | 51.6% | 11.0% | 37.5% |
| Biking and walking are important modes of transportation | 53.7% | 26.2% | 20.1% |
| More biking and walking lanes are needed in the County | 59.9% | 25.3% | 14.8% |

Do you favor or oppose the extension of the commuter rail from Kenosha to Racine and Milwaukee?



ECONOMIC DEVELOPMENT

When thinking about the future of Racine County, would you favor or oppose the development of the following industries:

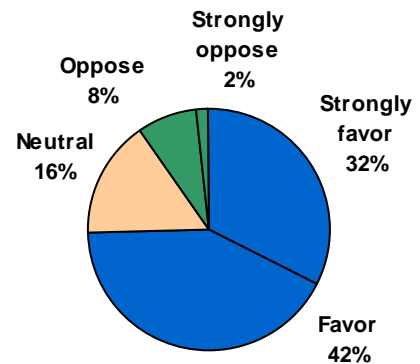
| | FAVOR | NEUTRAL | OPPOSE |
|----------------------------|-------|---------|--------|
| Health care services | 80% | 15% | 5% |
| Agriculture related | 76% | 20% | 4% |
| Industrial & manufacturing | 70% | 20% | 10% |
| Emerging technology | 68% | 27% | 5% |
| Recreational & sports | 68% | 27% | 5% |
| Professional services | 65% | 28% | 7% |
| Arts & entertainment | 64% | 30% | 7% |
| Tourism | 62% | 27% | 11% |
| Retail/Shopping | 56% | 30% | 14% |
| Warehousing & distribution | 43% | 40% | 17% |
| Quarrying | 18% | 43% | 39% |

When asked which industries were most important for Racine County's future, overall, survey respondents selected:

1. Industrial & Manufacturing
2. Health Care Services
3. Emerging Technology
4. Agriculture Related

COMMUNITY FACILITIES & UTILITIES

Some local governments share public services (such as recycling, libraries, police services). In general, would you favor or oppose having your local government share services with other local governments?



Would you favor or oppose the expansion or creation of the following services and utilities in Racine County?

| | FAVOR | NEUTRAL | OPPOSE |
|------------------------------|-------|---------|--------|
| Wind power | 85.2% | 9.5% | 5.3% |
| Solar power | 84.0% | 13.1% | 3.0% |
| Wireless high-speed internet | 62.7% | 30.6% | 6.6% |
| Sewer/water | 57.9% | 30.9% | 11.1% |
| Natural gas | 54.0% | 35.1% | 11.0% |
| Ethanol plants | 34.7% | 29.8% | 35.4% |
| Disposal facilities | 20.1% | 25.1% | 54.8% |

