

Central District Moving Forward - Tom Schmitz

Results Overview



Date: 9/4/2008 6:11 AM PST
 Responses: Completes
 Filter: No filter applied

In the Fall of 2007, our district-wide telephone survey was conducted. Residents ranked the importance of various issues (needs) to themselves and to other county residents. As a follow-up to the survey, the Central District Office and the Central District Resource Management Team would like to provide an opportunity for our colleagues to meet and discuss the identified issues that are of interest to them because of their programming or county needs. As a first step in this process, please tell us your interest and/or effort on the survey issues by completing this survey. The District Resource Management Team will use your responses to inform their decisions about setting up appropriate workgroups. Please complete the survey by September 3, 2008. If you have any questions regarding the survey content or future use, please contact: Don Genrich, Adams County Agriculture Agent 608-339-4237 or Pat Rychter, Portage County Family Living Agent 715-346-1316. Thank you for your participation and honest feedback.

2. For the next 19 multiple choice questions, please select ALL of the responses that apply. Adequate health care

I work/program in this area		7	64%
I am part of a state-wide team that programs in this area		3	27%
I am interested in working on a Central District workgroup in this area		3	27%

3. Environmental quality



I work/program in this area		12	80%
I am part of a state-wide team that programs in this area		5	33%
I am interested in working on a Central District workgroup in this area		4	27%

4. Healthy lifestyle




I work/program in this area		22	96%
I am part of a state-wide team that programs in this area		5	22%
I am interested in working on a Central District workgroup in this area		6	26%

5. Safe food supply




I work/program in this area		15	88%
-----------------------------	--	----	-----

I am part of a state-wide team that programs in this area		1	6%
I am interested in working on a Central District workgroup in this area		3	18%




6. Enough food

I work/program in this area		21	95%
I am part of a state-wide team that programs in this area		5	23%
I am interested in working on a Central District workgroup in this area		7	32%




7. Manage finances

I work/program in this area		20	95%
I am part of a state-wide team that programs in this area		10	48%
I am interested in working on a Central District workgroup in this area		4	19%




8. Use alternative energy

I work/program in this area		5	50%
I am part of a state-wide team that programs in this area		1	10%
I am interested in working on a Central District workgroup in this area		7	70%

9. Affordable housing

I work/program in this area		13	81%
I am part of a state-wide team that programs in this area		2	12%
I am interested in working on a Central District workgroup in this area		2	12%




10. Use local food

I work/program in this area		17	89%
I am part of a state-wide team that programs in this area		2	11%
I am interested in working on a Central District workgroup in this area		5	26%



11. Profitable agriculture communities

I work/program in this area		9	90%
I am part of a state-wide team that programs in this area		6	60%
I am interested in working on a Central District workgroup in this area		3	30%



12. Planning use of land

I work/program in this area		10	91%
I am part of a state-wide team that programs in this area		2	18%
I am interested in working on a Central District workgroup in this area		1	9%

13. Youth Leadership

I work/program in this area		12	100%
I am part of a state-wide team that programs in this area		0	0%
I am interested in working on a Central District workgroup in this area		1	8%

14. Build career skills

I work/program in this area		12	100%
I am part of a state-wide team that programs in this area		2	17%

I am interested in working on a Central District workgroup in this area		0	0%
---	--	---	----

15. Out-of-school programs

I work/program in this area		10	100%
I am part of a state-wide team that programs in this area		0	0%
I am interested in working on a Central District workgroup in this area		0	0%

16. Develop community leadership

I work/program in this area		20	100%
I am part of a state-wide team that programs in this area		5	25%
I am interested in working on a Central District workgroup in this area		2	10%

17. Learning parenting skills

I work/program in this area		17	94%
I am part of a state-wide team that programs in this area		2	11%
I am interested in working on a Central District workgroup in this area		5	28%

18. Drug and alcohol issues

I work/program in this area		9	90%
I am part of a state-wide team that programs in this area		1	10%
I am interested in working on a Central District workgroup in this area		2	20%

19. Active 4-H clubs

--	--	--	--

I work/program in this area		10	100%
I am part of a state-wide team that programs in this area		0	0%
I am interested in working on a Central District workgroup in this area		1	10%

20. Information on lawns and gardens

I work/program in this area		12	92%
I am part of a state-wide team that programs in this area		2	15%
I am interested in working on a Central District workgroup in this area		1	8%

21. Assuming there is sufficient interest to schedule a conversation about where we are and what the next steps might be with each of these issues; please help us with the details and select ALL that apply: I would more likely attend a workgroup meeting for a topic of interest to me, if...

It met monthly.		3	7%
It met every 3 months.		23	50%
It met every 6 months.		9	20%
It met by WISLINE with occasional face-to-face meetings.		33	72%
It met centrally in Stevens Point.		26	57%
It met in a variety of locations.		6	13%
It met after Central District inservices or other scheduled meetings.		14	30%
Travel assistance was available.		25	54%
Meeting assistance was available (rooms, food).		18	39%
Financial assistance was available for workgroup products.		21	46%
I am not interested in/able to attend workgroup meetings.		5	11%
I would like information from a workgroup, even if not attending.		20	43%

22. What is the best time of DAY to meet? Please rank from 1 (first choice) to 5 (last choice).

Top number is the count of respondents selecting the option. Bottom % is percent of the total respondents selecting the option.	1	2	3	4	5
Morning: 8 - 11 am	17 47%	12 33%	6 17%	1 3%	0 0%
Afternoon: 11 - 2 pm	15 42%	17 47%	4 11%	0 0%	0 0%
Late Afternoon: 2 - 5 pm	2 6%	9 25%	25 69%	0 0%	0 0%
Evening: 5 - 7 pm	0 0%	0 0%	0 0%	33 100%	0 0%
Late Evening: after 7pm	0 0%	0 0%	0 0%	0 0%	35 100%

23. What is the best DAY of the week to meet? Please rank from 1 (first choice) to 5 (last choice).

Top number is the count of respondents selecting the option. Bottom % is percent of the total respondents selecting the option.	1	2	3	4	5
Monday	6 16%	6 16%	4 11%	15 41%	6 16%
Tuesday	14 39%	6 17%	9 25%	5 14%	2 6%
Wednesday	6 16%	12 32%	11 30%	6 16%	2 5%
Thursday	1 3%	11 30%	13 35%	7 19%	5 14%
Friday	10 27%	3 8%	0 0%	3 8%	21 57%

24. What is the best time of YEAR to meet? Please rank from 1 (first choice) to 4 (last choice).

Top number is the count of respondents selecting the option. Bottom % is percent of the total respondents selecting the option.	1	2	3	4
January, February, March	13 33%	10 26%	6 15%	10 26%
April, May, June	8 22%	14 38%	11 30%	4 11%
July, August, September,	13 32%	6 15%	7 17%	15 37%
October, November, December	5 13%	10 26%	14 37%	9 24%