









## Videoconference Viewing Modes

Request one of these “continuous presence” viewing modes when scheduling your next videoconference.




	<b>1X</b> “One By”	All sites see whoever is speaking full screen. When another site talks, the video switches to that site after about 1.5 seconds. This mode is used for any number of sites. This is the default mode if you don't specify one when scheduling your videoconference.
	<b>2X-H</b> “Two By-Horizontal”	All sites see up to two other sites all the time. If more than three sites are on the videoconference, the current speaker's site and the most recent speaker's site are viewed. Video follows audio with the two most recent speakers displayed. Great for events with three sites, can be used with any number of sites.
	<b>2X-V</b> “Two By-Vertical”	Same as 2X-H except in layout of the two windows, as shown stacked vertically.
	<b>4X</b> “Four By” (Quad Split)	All sites see up to four other sites all the time, including the current speaker's site. When a fifth site speaks, it will take the place of the site that has been silent the longest. Perfect for conferences with five sites where each site will always see the other four sites, but can be used with any number of sites.
	<b>9X</b> “Nine By” (Hollywood Squares)	All sites see up to nine other sites all the time, including the current speaker's site. When a tenth site speaks, it will take the place of the site that has been silent the longest. Perfect for conferences with ten sites where each site will always see the other nine sites, but can be used with any number of sites.
	<b>4+1</b> “Four Plus One”	All sites see the current speaker's site in the larger window and up to four other sites in the smaller thumbnail windows. When a fifth site speaks, it will take the place of the site that has been silent longest. Useful when there are two people sitting side by side at all locations or at the presentation site.
	<b>5+1</b> “Five Plus One”	All sites see the current speaker's site in the larger window and up to five other sites in the smaller thumbnail windows. When a sixth site speaks, it will take the place of the site in the larger window. Great for conferences with seven sites, but can be used with any number of sites.
	<b>7+1</b> “Seven Plus One”	Same as 5+1, except two additional thumbnail sized windows.

### Presentation Modes



For classroom instruction or meeting presentation, the above “*video follows audio*” layouts can be modified to give prominence to the instructor or presenter.

- **Lecture Mode:** one site is the origination, which sees the viewing mode selected from the list above. All other sites see the origination site in full screen 1X mode. Use this when presentations originate from only one site.
- **Lecture Mode + Auto Select:** all sites see the current speaker's site in full screen 1X mode. The speaker sees the viewing mode selected from the list above. When the next site speaks, it takes over sending the full screen 1X view and now receives the split view.
- **Lecture Show:** the presenter's site can be seen and heard by all other sites. No one, including the presenter, can see or hear the other sites. This is a broadcast with one-way audio and video only. **WARNING**, during a conference using this mode, neither the presenter nor the operator can turn off this mode.

### Additional Viewing Modes (4X4, 8+2, 12+1)

   Large conferences of 10 or more sites may benefit from these three viewing modes. Lecture Mode is also available in these views. The small windows may be too small to be useful on a small TV screen.

### Software Continuous Presence

  Software CP is a solution for large conferences needing a 2X or 4+1 viewing mode and have only H.323 (Internet or IP ) codecs in the conference. Views can be the standard 1X, 2X-Horizontal or 4X. The view mode can not be changed once the conference has started. Our Reservations Agent will advise you if Software CP is required for your event.

### Video Teleconference Services - University and State of Wisconsin

Reservations: 608-262-5249 Email: [cv@ics.uwex.edu](mailto:cv@ics.uwex.edu) Web: <http://www.uwex.edu/ics/cv/>