


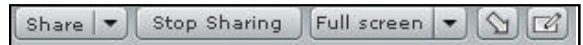
Instructional Communications Systems

The Whiteboard Overlay Tools

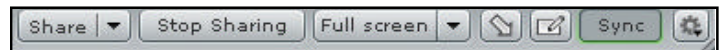
You can use the Whiteboard Overlay tools to mark on your content and on whiteboards. To use the tools, you must have them showing. They will appear in a column along the right hand side of the sharing screen when shown.

If they are not showing, you can make them appear by clicking on the Whiteboard Overlay  button. The Whiteboard Overlay button can usually be found in the lower right-hand area of the Sharing screen or within one of the toolbars along the bottom of the screen, depending on what type of resource you are showing.

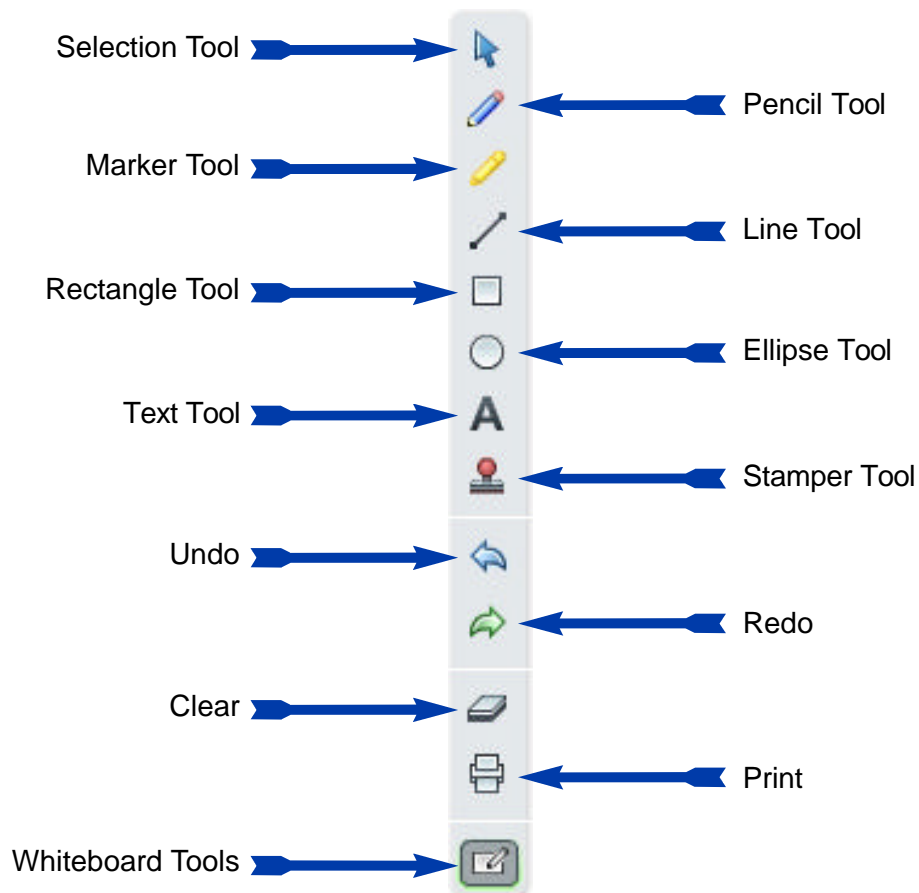
Toolbar from lower left-hand area of sharing screen when sharing an image.



Toolbar from lower right-hand area of sharing screen when sharing a PowerPoint slide set.



The Whiteboard Overlay toolbar contains 12 tools and the button used to hide the toolbar.



Instructional Communications Systems



Selection Tool

Enables you to select any of the markup items you have put on the screen and manipulate them.



Pencil Tool

Used for drawing freehand lines. It has more than 200 color choices, 20 thicknesses, and four opacities.



Marker Tool

Used for marking and highlighting, It has more than 200 color choices and 20 thicknesses.



Line Tool

Used for making straight lines. It has more than 200 color choices, 20 thicknesses, and four opacities. It can also have arrow heads at either end, both ends, or neither end.



Rectangle Tool

Used for drawing rectangles and squares. Its border has more that 200 color choices and 20 thicknesses. Its fill has has more than 200 color choices and four opacities.



Ellipse Tool

Used for drawing ellipses and circles. Its border has more that 200 color choices and 20 thick-nesses. Its fill has has more than 200 color choices and four opacities.



Text Tool

Used for putting text on the screen. It has more than 200 color choices, four type faces and five sizes.



Stamper Tool

Used for making stamp marks on the screen. It has more than 200 color choices, four opacities, four stamp designs and 5 sizes.



Undo

Undoes the most recent action. Can be used multiple times in succession.



Redo

Redoes an undone action. Can be used multiple times in succession



Clear

Removes all markings from screen.



Print

Prints the screen in its present state.



Pointer

This tool is not located on the toolbar with the Whiteboard Overlay tools. It is located with the Sharing and Full Screen buttons on the toolbars at the bottom of the Sharing Pod. When this tool is selected, a green arrow will appear wherever the host clicks. The arrow follows the spots where the host clicks, so that only the last spot the host has clicked displays the arrow.